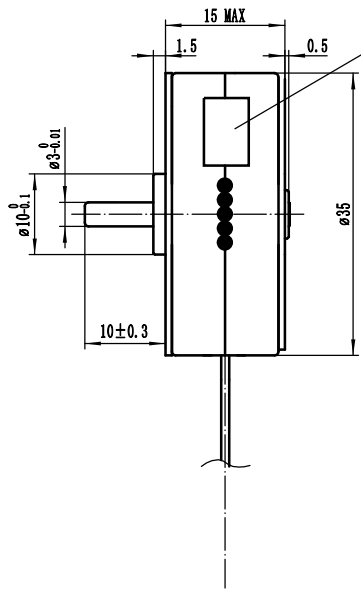
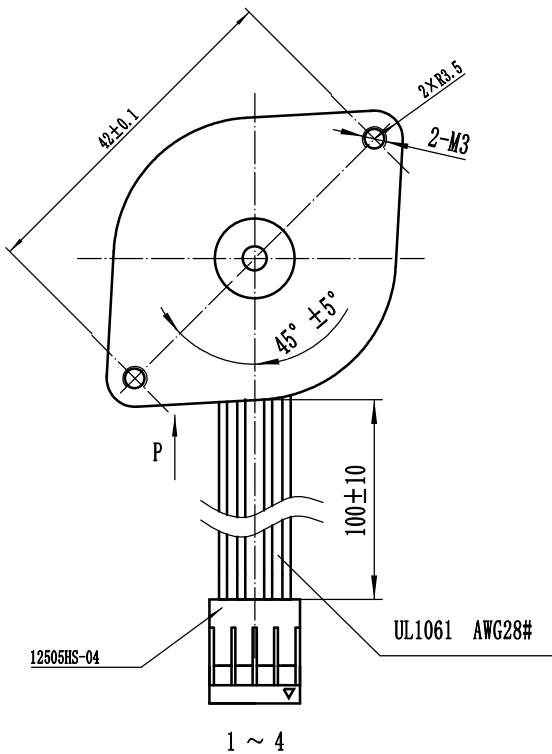


A B C D E F G H

CONTROL SIGNATURE:

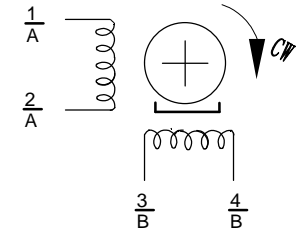


ST-PM35-15-11C
DC12V 7.5° 31/7



Pole Excitation Order

Lead Wire Color	Terminal Code	CCW ← → CW			
Black	1	-			
Brown	2		-	-	
Orange	3			-	-
Yellow	4	-	-		



Specification

1. Rated Voltage	12VDC
2. Number of Pole	4
3. Stride Angle	7.5°
4. Drive Mode	2-2 Single Pole
5. DC Resistance	4Ω/phase±10%(25℃)
6. Current	400mA
7. Max Start Frequency	≥650PPS
8. Max Idle Out-traction Frequency	≥1600PPS
9. In-traction Torque	≥100gf.cm(200PPS)
10. Self-positioning Torque	≤100gf.cmREF
11. Induction Resistance	3.5H/Phase±10%(1KHz 1Vrms)
12. Insulation Grade	A

A		1ST ISSUE	251021
REV.	EPO#	DETAILS	DATE

SCALE	UNIT	mm
	SIZE	A4
DRAWN XUHEZHAO		
CHECKED		
APPROVED		

UNSPECIFIED TOLERANCE:		MERCURY MOTOR	
MATERIAL			
FINISH		ST-PM35-15-11C	
		SHEET 1 OF 1	REV A
		DWG.NO. ST-PM35-15-202510#	

THE INFORMATION CONTAINED IN THIS DRAWING IS CONFIDENTIAL. COPYRIGHT